

Yellow Rose News

Society of Decorative Painters
Website www.yellowrosechapter.com

September 2008

Yellow Rose Chapter

Dallas, Texas



Nancy's Notes.....

Fall is near although you wouldn't know it by the record breaking Texas temperatures! Now is the time to stay cool inside and paint! There are lots of great projects in the newest Decorative Painter which you should have received. This would also be a great time to get some memory or

treasure boxes painted.

We had a wonderful paint-in with Sharron Warren in August. I am so sorry to have missed it, everyone's project I have seen is wonderful and FINISHED! Thanks Sharon.

The chapter has a very busy fall planned.....a seminar with Roxanne Jarvis, a Christmas paint-in with Lori Bean, September workshop painting coasters, November workshop painting cards with watercolor pencils with Sharron White and of course the Christmas Party.

We are also looking forward to next year.....plan to bring projects to the November meeting that you would be willing to teach next year. Don't be afraid, even if you haven't taught before. This is a great way to start teaching or just sharing a project with your fellow members. We have had several first-time teachers (to Yellow Rose) in the last couple of years and they had great classes!

A nominating committee will be appointed at the September meeting. Please let me know if you are interested in being on it. Also, please consider what you would like to do next year with Yellow Rose.....be a committee member, a committee chair or an officer. This is the greatest way to become better acquainted with other Yellow Rose Members. Everyone welcome, even new members.

Don't forget to be saving for the cruise in 2010. The cruise we took in February was such fun and a huge success. Everyone will want to come on this one.

Cont'd on pg 6

SEPTEMBER MEETING MORNING WORKSHOP Change...Change....Change....Change



Nancy will be teaching her Daisy Coasters on September 13 and Linda McDonald will teach her eagle in pastels at the January 2009 meeting.

You may choose to do 4 or 6 coasters plus the box top. You pick the colors. If you purchase a palette I will have the paints for the 7 flowers shown. Should you desire a different color, bring a mid value, shading & highlighting values of the color. These are easy and a lot of fun...we should finish in class!

There are still a few coasters & boxes available.

Please call or email Nancy to check availability.

Coaster Box with 4 coasters - \$12.00
Coaster Box with 6 coasters - \$14.00
Extra coasters - \$1.00
Packet with color enlargement - \$3.00
Palette fee, if desired - \$3.00

Cont'd on pg 7

**Regularly Scheduled
Meeting of the Yellow Rose Chapter of SDP
July 12, 2008**

A general meeting of the Yellow Rose Chapter was called to order at 12:55 p.m., by President Nancy Genetti, at the King of Glory Lutheran Church, Dallas, Texas, at which a quorum was present.

The minutes of the meeting of Yellow Rose held May 10, 2008, were reviewed and, on a motion made and seconded, unanimously adopted and approved as written.

Treasurers Report - Betty Roberts

Betty reported the following financial report to the members:

CD	\$ 6,473.36
Checking:	4,113.43
Savings:	2,022.94
Total:	\$12,609.73

Nancy reminded the chapter that in order to keep the chapter solvent it would have to continue having fund raising events.

The chapter stayed within budget on the Spring Luncheon budget. A formal report will be made at the next meeting.

The treasurer's report will be filed for audit.

Vice President - Paula Bailey

Paula thanked the chapter for sending her to National Convention and stated that she had printed information obtained at the Chapter Gathering for member perusal.

Paula also stated that in order to ease confusion the Vice President would be taking all of the fees that are to be collected for paint-ins and workshops; this includes palette fees, surface fees, and patterns.

The Seminar Chairman, Sharon Warren, will collect all fees pertaining to seminars.

Membership - Joan Ferris

Two new members joined today: Suzie Chaney and Nancy Wing. Members were encouraged to attend the informal painting at the bank in order to assist in painting yellow roses on nametags. The next informal painting at the bank will be Saturday, July 19.

There is a link on the Yellow Rose web site to make any changes to your information (for inclusion in the address book).

Ways and Means - Mary Harrison

In the absence of Mary, Betty reported that sales in the amount of \$1,161.50 were made at Market Place in Tampa and \$70.69 was paid in taxes. A report will be included in the next newsletter. Linda McDonald will take the remaining merchandise to Houston to sell in her booth.

Nancy asked that members think about something to do as a fund raiser as everything has gone up and Yellow Rose has three seminars booked for next year.

Barb Rivett announced that she has painted the top of a trunk with Noah's Ark and asked for volunteers to paint the alphabet on the 4 remaining sides. A sign up sheet will be distributed to members to volunteer to paint one or more alphabet scenes. A date for the raffle will be decided at the next board meeting.

Cruise - Rory Morgan

Rory stated that the date will be January 24, 2010. The Royal Caribbean ship will leave out of Galveston. She requested that members make their deposits so that the committee can lock in some of the incentives that are being offered.

Newsletter - Donna Williams

The newsletter deadline is August 10, 2008.

Hospitality - Peggy Frieden

Nancy stated that Linda is planning a Christmas Party meeting in the very near future. More people are needed on the committee so she asked that members let her know if they are interested in being on the committee.

Donna stated that she will provide Southwest Chicken Soup and French bread at the September meeting. She circulated a sign up sheet for members to bring salad and/or dessert. Lunches are being tried at meetings and if they are successful they can be done every month.

Betty Roberts reported that 26 lunches, \$135, were paid for the Spring Luncheon and the raffle brought in \$101. A report will be included in the next newsletter.

Seminars - Sharon Warren

There are only 7-8 slots left for the Roxanne Jarvis Seminar. Register at the seminar table today for the Roxanne Jarvis, Ann Kingslan/Mary Gibilisco and Nadene Masters seminars.

Service Project - Ellen Rich

Thanks were extended to Judy Fender for teaching her wonderful roses. Nancy requested that she be given finished Memory Boxes for delivery to local chapters. Treasure Boxes are to be given to Ellen. For inventory purposes, members were asked to sign out the number of boxes they were taking home to paint.

Continue to collect toiletries for the Genesis Woman's Shelter. An announcement will be made as to when a delivery will be made to the shelter so that members will be able to bring their contribution to the church.

Sunshine - Sherida D'Ambra

Sherida asked that members notify her of the name of anyone who is ill or has had, or will have, surgery so that cards can be sent.

It was suggested that a card from Yellow Rose be sent to Mary Jo Leisure as she is having some health issues.

Publicity - Marie Lyons

No Report

Historian - Lee Wilder

No report

Library - Jean Powers

The book sale earned the chapter \$200 and that money, with member approval, will be spent on an audio system, DVDs and fine art books for the library.

Facilities - Peggy Frieden

Nancy stated that a committee meeting for the next mural will be scheduled at the board meeting. The chapter has to paint another mural for another three years of free rent; the current year is one of the three years.

Old Business

A number of Treasure Boxes are needed because the hospital will not give out boxes to any of the children unless they can give one to every child that is in the hospital.

Nancy asked that chapter members give her any ideas, complaints, etc. that they have and she will bring it up at SDP.

Announcements

Doris Woodruff will send out information regarding the Traditions Seminar in October.

New Business

There was no new business to bring before the members.

The meeting was adjourned at 1:50 p.m.

Sharron White---Secretary

WATERCOLOR PENCIL CLASS NOVEMBER 8TH

Ladies, the water color pencil class scheduled for November 8 is going to be a fun, laid-back class that would be a great opportunity to invite friends who think they might like to paint or students/friends you have that might be considering joining Yellow Rose. At this class, you will be provided a packet containing:

1. Four or Five pre-stamped cards and one bookmark-we will do these together as I demonstrate.
2. Appropriate water color pencil palettes for the pre-stamped cards and bookmark.
3. Two unstamped cards for you to design. There will be various stamps brought to the meeting for you to pick from. You will also be able to prepare your own water color pencil palette from water color pencils provided.
4. Ribbons, crystals, stickers, and other embellishments for all cards/bookmarks.

To cover the cost of the items in the packet, there will be a \$6.50 charge. The packet will include color palettes, decorative embellishments, a bookmark and four or five stamped cards and two unstamped cards. As I need to know how many packets to prepare, please sign up and pay Paula Bailey for this class.

In addition, bring glue (like Elmers), a glue stick, toothpicks, scissors, small round brush, liner, small angle brush, water bucket, paper towels, tweezers and a happy face.

Sharron White

214-443-1995-telephone
sharron.white@e2mpartners.com

CLUB AND MEMBER NEWS

PROJECTS FOR 2009

November is the meeting to bring projects to teach next year.

Please consider submitting a project to teach even if you haven't taught before. What a great way to get started teaching!

The member is compensated for teaching:
Morning workshops - \$50
All Day Paint-ins - \$100

The morning classes are about 3 hours in length and the all day paint-ins about 6 hrs.

More information will be in the November newsletter.

NOTE: In an effort to avoid confusion, any and all workshop and paint-in fees which consist of the meeting fee, palette fee, pattern and surface fees are to be given to the Vice President. If you are unable to attend a meeting and wish to sign up for a workshop or paint-in, please forward your check for the proper amount by the announced deadline to Paula Bailey, 3927 Queens Ct., Garland, TX 75043 along with a note depicting what the check is for. Telephone number 972/926-1994.

All seminar fees (surface fee, seminar fee, pattern fee, etc.) will be collected by Sharon Warren. If you are unable to attend a meeting and wish to sign up for a seminar, please forward your check for the proper amount on or before the announced deadline to Sharon Warren, 4544 Chesterfield Drive, Plano, TX 75093-3518. Telephone number 972/398-8789.

SDP Corner

I have attended my first board meeting as Vice President-President Elect of SDP. Your SDP board is working hard to bring you the best.....the best conference, the best magazine in the market, the best e-zines, the best website, the best opportunities to grow in your painting. If you have any suggestions or ideas please let me know. If you see problems, please let me know

your ideas for solutions. I will be working hard for you, the members of SDP to fulfill these goals and help the SDP grow. Watch this corner for future updates.

Nancy Genetti

Check this out!! Our own **Linda McDonald** is one of the artists featured on this website

www.turtlehollowartists.com

AND OUR OWN JEAN POWER.....

Democratic Party chooses **Jean Power** as commissioner candidate The Democratic Party of Collin County's executive committee unanimously elected Plano attorney Jean Power on Wednesday as the party's nominee for Collin County Commissioner's Court Precinct 4 candidate for the November election.

Painting friends:

For those of us who sometimes don't read all of the Sunday paper, there was an article on the front page of the Guide Section that might be of interest to you.

It tells about 'The Stewpot' - a Dallas based homeless shelter that has an art program. There are 35 active participants - some of whom, although homeless, are quite talented.

We are all blessed with so much more than we actually need (how many bottles of paint do we really need?). I have contacted the woman listed in the article to see if I can bring some paint, brushes and other odds and ends. Do any of you want me to forward her reply so you can also make a material donation?

Susan Mynyk, TDA

PAINTING TIPS – SUBMITTED BY BARBARA REVITT

I took a two day seminar on selling your art work. I have about 8 pages of typed notes. I'm including the first page. If anyone is interested in all my notes, contact me at:

bfirman@tx.rr.com.

"THE ARTIST IN BUSINESS"

LAUNCHING PARTY:

- Pre-selling work --
- Catalogs, books, reproductions, post cards, note cards and greeting cards, posters, tapes, etc.

1. CHOOSE AN IMAGE - Need opinion of someone outside the art world

MARKET RESEARCH:

1. Have a party of ordinary people, i.e., church, club, etc. Set out art work with boxes in front of each piece and handout four cards to each party member and get their reaction to choosing the images.

2. **PLAN SELL SHEET** - design it -- Sell sheet has colored pictures of your work with name, address, telephone number and how wonderful you are. **NO PRICES ON SELL SHEET. (CAN BE USED OVER AND OVER - PRICES LIMIT TIME FRAME.)** Sell sheets are sold in museums and shops.

3. Trade with graphic artist for the design work - maybe a piece of your work?

4. **DESIGN ORDER FORM** - in black and white and has prices on it, shipping and handling costs and **HOW WONDERFUL YOU ARE.**

5. PHOTOGRAPH YOUR WORK.

6. RESEARCH PRINTERS AND COST OUT

Work on price with the printers - if a mistake made, who pays for it.

7. How much time will it take?

Figuring price

a. 3 images \$100 each = \$3,000	\$3,000
b. Printing sell sheets \$1,000	\$1,000
c. Printing 1000 order forms	\$ 50
d. Marketing research party & launching party	\$ 150
e. Advertising (Magazines)	\$2,500
f. Postage	
g. Time used to create all	
	\$6,700


SELLING IMAGES - PRINTS - CALLED LIMITED EDITIONS

Not able to pay for the full shot - order only a third and sell a third right away

300/6700 = \$22.50

100/6700 = \$67.00

100/4200 - \$42.00 price to sell image



2008 BOARD

President Nancy Genetti

972-238-0373

ngenetti@tx.rr.com

Vice-President Paula Bailey

972-926-1994

paulabailey2003@yahoo.com

VP/Membership Joan Ferris

972-733-3924

joan.ferris@wnco.com

Co-Chair Lori Bean

214-321-8985

loribean@earthlink.net

Secretary Sharron White

469-774-4181

sharron.white@e2mpartners.com

Treasurer Betty Roberts

214-348-8885

betty_j_roberts@yahoo.com

Newsletter Donna Williams

972-492-1315

d.jwilliams@verizon.net

Parliamentarian

Hospitality (Christmas Party)

Linda McDonald 972-668-8693

Linda.mcdonald@yahoo.com

Seminars Sharon Warren

972-985-4544

Skwarren1989@hotmail.com

Ways & Means Mary Harrison

972-557-5277

j-mharrison@prodigy.net

Co-Chair Barbara Revitt

972-396-8087

bjrevitt12@tx.rr.com

Librarian Jean Power

972-985-8388

jp@iadvocate.com

Service Shannon Gillespie

972 494 4789

shannon@slg-glg.com

Service Ellen Rich

972-407-0021

e_rich1@swbell.net

Publicity - Marie Lyons

972-382-8035

lyonsmarie@aol.com

Historian Lee Wilder

972-690-3356

Sunshine Sherida D'Ambra

817-297-4041

leftyjean@sbcglobal.net

Facilities Peggy Frieden

972-960-7991

pjfrieden@aol.com

We have great seminars coming up with lots of great learning opportunities. Even if you are a beginner or don't feel experienced enough to take any of these seminars, consider coming and only doing one or two elements of the project. If unsure check with some of the more advanced painters or teachers to help you decide how to do this.

Don't forget to check out the Yellow Rose Merchandise at the September meeting....shirts, note pads, brushes, etc.

We continue to have a suggestion/idea box at every meeting. Please use it and give us your input.

Happy Painting! See you at the September meeting.

Nancy

OCTOBER PAINT IN - BACK TO THE BASICS!

Come paint with Lori Bean! This is a great class for beginners as well as experienced painters. Invite a friend to come along! We're going to take the full day to cover a complete variety of skills, including base-coating, floating, dry brushing, stippling, a simple santa face, small strokes and even spattering! Sign up with **Paula Bailey** at the next meeting to receive your pattern packet.

This project was published in the December 2007 issue of Painting magazine, so check your archives and bring it along for reference.

Santa & Rudolph can be painted on any rectangular or even an oval surface. The original design is approximately 10-1/2" x 5-1/2" and can be enlarged or reduced to fit your favorite surface (although I wouldn't reduce it too much).

Delta Ceramcoat Acrylic Paints

Adobe Red	Denim Blue	Tahiti Blue
Barn Red	Espresso	Wedgewood Green
Bridgeport Grey	Light Ivory	Burnt Sienna
Medium Flesh	Burnt Umber	Midnight Blue
14K Gold Metallic	Cadet Grey	Payne's Grey
Aqua	Cool Blue Pearl*	
Dark Victorian Teal	Raw Sienna	Fuchsia Pearl*

*We use so little of these two that you can have some of mine!

Brushes

- Small flats, filberts or rounds to basecoat with.
- Your favorite liner - 10/0
- A 1/2" flat or angle to float with and a small 1/8" angle for Santa's face
- Your favorite stipple brush - I use small, old 'scruffy' brushes or you can use a deerfoot.
- Your favorite dry brushes - I use Debbie Cole drybrush or Loew-Cornell crescents.
- Small round for strokes
- A toothbrush for spattering
- Your regular painting supplies

Prep

Prepare your surface as appropriate, i.e. sealer for wood, grey primer for tin, etc. Basecoat with Midnight Blue and let dry. Thin Denim Blue with water and lightly sponge the center area, almost to the edges. Let dry and then use thinned Tahiti Blue to sponge lighter color in the center - this area should be smaller, don't take it out as far as the Denim Blue.

Put your pattern on with a light color graphite paper and that's it! We'll do the rest in class.

DON'T MISS THIS!

Great Opportunity for Personal Growth!

ALMOST FULL!!!!

ONLY Traditions Teacher/Traditions Artist Art Education Seminar in TEXAS or even close to us!

OCTOBER 20-25, 2008 Six days of wonderful Color Education and packed with more information and training than you ever imagined! Modules A,B,&C contain 30 lessons, full color huge manual/workbook from strokes to still life! This is for personal growth in your own art education or you may teach this wonderful ready-to-go program.

We have waited a long time for an organized complete approach to learning our art.

Come Grow With Us! This is the one you have waited for, what I learned in 10 years of classes is available to you NOW in only 6 days!

Contact Doris Woodruff 214-563-0950 cell
OR art@texadian.net for more information ASAP if you can join us!

--

Doris Woodruff
art@texadian.net

Supplies needed:

- Filbert brush - size 8 & 10
- Deerfoot - size ¼ or other stippling brush
- Liner

General Acrylic painting supplies and DecoArt Faux Glazing Medium (furnished with palette fee) and a Grey (preferred) or white chalk pencil

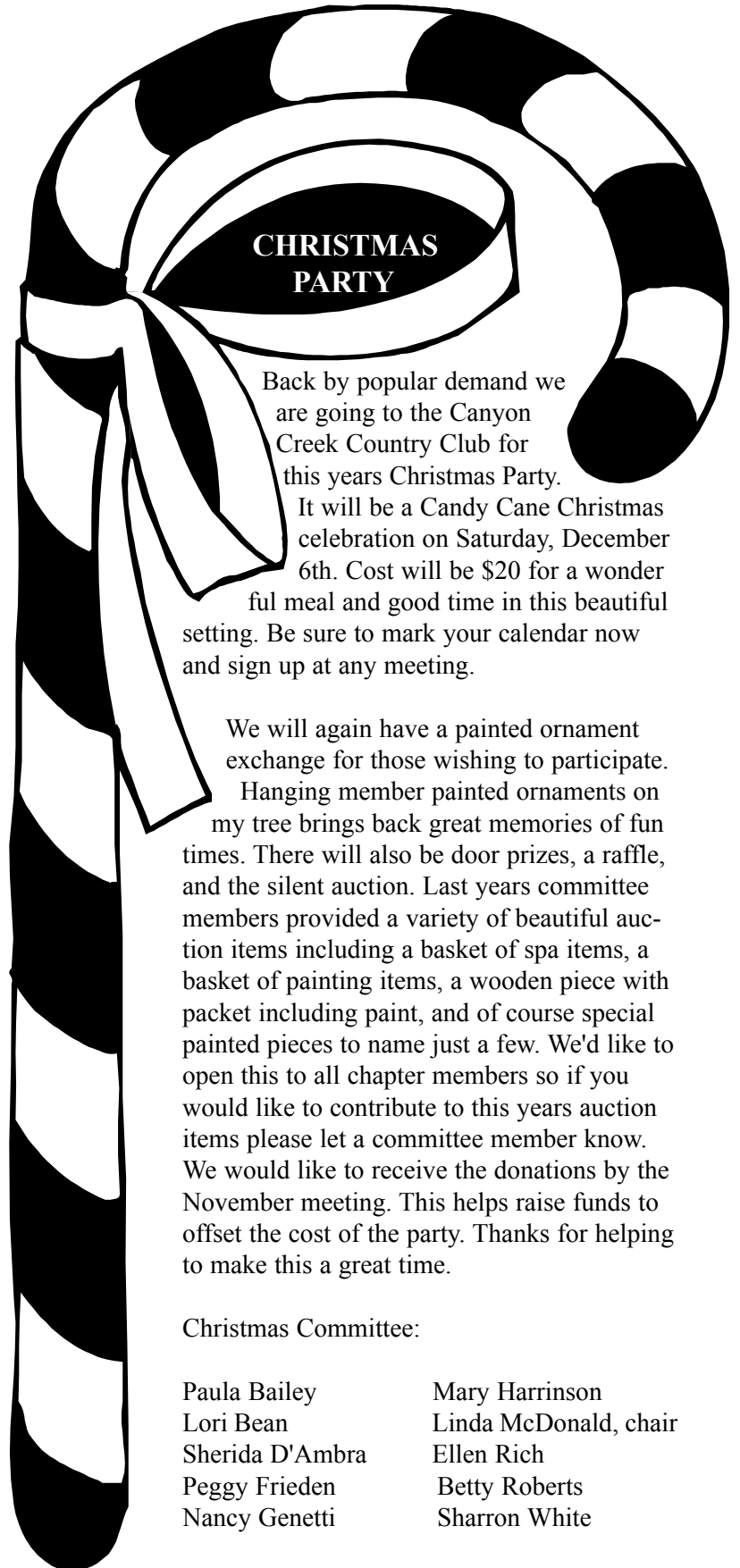
Colors used: Deco-Art Acrylics

- DA001 White
- DA034 Lavender
- DA047 Blue Grass
- DA053 Mistletoe Green
- DA063 Burnt Sienna
- DA067 Black
- DA099 Sapphire
- DA101 Dioxazine Purple
- DA143 True Ochre
- DA166 Deep Midnight
- DA227 Bright Yellow
- DA252 Lemonade
- DA255 Bahama Blue
- DA267 Poodleskirt Pink
- DA269 Foliage Green
- DA272 Purple Cow
- DA273 Saffron Yellow
- DA276 Razzleberry
- DA001 White
- DA034 Lavender

Prep:
Sand, seal, sand and basecoat with several coats of black acrylic

There is no pattern to apply.

COME PAINT WITH US AT THE BANK ON SATURDAY, AUGUST 30TH!!



Back by popular demand we are going to the Canyon Creek Country Club for this years Christmas Party.

It will be a Candy Cane Christmas celebration on Saturday, December 6th. Cost will be \$20 for a wonderful meal and good time in this beautiful setting. Be sure to mark your calendar now and sign up at any meeting.

We will again have a painted ornament exchange for those wishing to participate.

Hanging member painted ornaments on my tree brings back great memories of fun times. There will also be door prizes, a raffle, and the silent auction. Last years committee members provided a variety of beautiful auction items including a basket of spa items, a basket of painting items, a wooden piece with packet including paint, and of course special painted pieces to name just a few. We'd like to open this to all chapter members so if you would like to contribute to this years auction items please let a committee member know. We would like to receive the donations by the November meeting. This helps raise funds to offset the cost of the party. Thanks for helping to make this a great time.

Christmas Committee:

- | | |
|-----------------|-----------------------|
| Paula Bailey | Mary Harrinson |
| Lori Bean | Linda McDonald, chair |
| Sherida D'Ambra | Ellen Rich |
| Peggy Frieden | Betty Roberts |
| Nancy Genetti | Sharron White |

Hey Yellow Rose members: If you haven't heard yet, take a look at the

www.artapprenticeonline.com

(AAO)website and sign up for the free Hummingbird Newsletter! The Just Paint It program is great inspiration!

Here is the most recent post and incentive to participate in this fun event weekly (From Neadeen Masters) !

Hello Everyone... The AAO Interactive group is now almost one month old. Woo Hoo!!! Our Just Paint It challenge is going to be one of the main educational and fun aspects of this Yahoo group and you are going to read and hear a lot more about this program in the future.

We have lots going on behind the scenes with this learning challenge.

We have now fine tuned this program with some fun new additions. Now that you are familiar with it, we are going to shake things up a little!! LOL! here is how this challenge is going to work for the future.

This challenge will begin with the month of August - 2008. The August challenge begins with the Cherries, and this weeks new challenge is a watermelon slice!

Here's how the 'Just Paint It' challenge is going to work:

1.. The new weekly painting topic will be announced every Sunday evening.

2.. There are now two categories: (Advanced and Professional). (Apprentice - the artist paints for personal pleasure) (Professional - receives income from their art related work, i.e. - teaching etc.)

3.. Each submission for the Just paint It challenge must fit into one of two categories (the artist decides this) are you an Apprentice or a Professional - the artist decides. (Apprentice - paints for personal pleasure) (Professional - receives income from their art related work, i.e. - teaching etc.)

4.. For your painting to be considered in the challenge, please post your paintings in the photo albums with your name, email and the category (Apprentice or Professional) next to it by the following Sunday.

5.. Every month the AAO directors will select one painting from each category as the winner. An award certificate and a gift voucher for one complimentary AAO Online Class of the winner's choice will be awarded to each of the winning participating artists.

6. The paintings will be featured in the AAO Hummingbird Newsletter and the artistic reasons why these painting were selected will be explained.

OK.... So let's get busy and Just Paint It!

**Neadeen Masters, CDA
Traditions Heritage Artist**



**SEPTEMBER 13TH
MEETING LUNCH**

**SOUTHWEST CHICKEN SOUP
FRENCH BREAD
VARIOUS SALADS
VARIOUS DESSERTS**

Lunch is only \$5.00 and you do not have to reserve a lunch.

MEMBERSHIP

Joan Ferris -- Joan.Ferris@wnco.com

Please remember to send me or Lori Bean (loribeane@earthlink.net) any address, email or phone number changes.

Please welcome new member:

Hearst Susan

8521 Gallery Way
 McKinney, TX 75070
 H214-585-0201 C214-250-1691
 Shearst1@tx.rr.com
 SDP #112787
 Birthday Aug 08

Susan loves doing Christmas projects.

Suzie Chaney
 15221 Berry Trail
 L.B. 302,
 Dallas, TX 75248
 CELL 214/914-5789
 Birthday JUNE 6



Suzie has been painting under Paula Bailey's instruction for a couple of years and has taken several watercolor classes. She doesn't have a favorite medium--she just enjoys arts and crafts as a very nice way to relax.

Treasurer's Report	
July 31, 2008	
- Betty Roberts	
Checking account	\$ 4500.41
Savings account	2023.18
CD	<u>6473.36</u>
Total assets	\$12996.95

Broccoli Salad -- Paula Bailey

2 heads Broccoli (flowerets only)
 1 Bunch Green Onions, chopped
 1 Cup Seedless Red Grapes (halved)
 1 Cup Raisins
 1/2 Cup Mayo
 3 Tbs Red Wine Vinegar
 1/4 Cup Sugar (or brown sugar)
 Crisp bacon - optional

1 Cup Chopped Pecans
 1/2 Cup Sour Cream
 1/4 Cup Milk

Dissolve sugar in vinegar. Blend in Mayo and sour cream. Blend in milk.

Pour over other ingredients. Best if thoroughly chilled.

YELLOW ROSE CHAPTER MEMBERSHIP APPLICATION 2008

Date _____

Name _____ New Member _____ Renewal _____ Ck # _____

Address _____ Your Birthday _____ / _____
Mo/Day

City _____ State _____ Zip _____ Member of another Chapter? Y N

Chapter name: _____

Home Telephone () _____ Work Telephone () _____

Email Address _____ Newsletter via e-mail yes \ no _____ / _____

2008 National Membership Number _____
 (Please attach a photo-copy of your National membership card or bring to the next meeting.)
Yellow Rose Membership requires membership in the National Society of Decorative Painters.
 YELLOW ROSE DUES ARE \$20.00, annually (January to December). (After July, half year, new-member-only dues are \$10.00.)

Please make out a check for Chapter dues to: Yellow Rose Chapter and bring to the next meeting or mail to: Joan Ferris; VP-Membership, 16926 Davenport Court, Dallas TX 75248, 972-733-3924.

I would like to volunteer to with a committee: Sunshine (cards), Signin Table at Meetings, Greeter, Ways & Means, Newsletter, Hospitality, Christmas Party, Website, Seminars, Service Project, Publicity, Historian, Librarian, Facilities Coordinator, Parliamentarian, Other _____


SEMINARS

Sharon Warren - Seminar Chair

skwarren1989@hotmail.com or by phone, (972)985-4544

DEADLINE FOR ORDERING JARVIS SURFACES!!

I will be placing the order for surfaces for the Roxanne Jarvis Seminars in October no later than August 31. You will still be able to sign up for the classes after that date, provided there is availability, but surfaces MUST be preordered. Also, if you plan on taking the screen painting class on Saturday, I want to remind you that you may NOT bring your own screen. These must be ordered from Roxanne as she has had too many problems with screens students have brought in on their own.



Saturday, October 18
9:00-4:00 @ the
Church
Cost: \$40
Surface: Screen, \$26



Sunday, October 19
9:00-4:00 @ the Bank
Cost: \$40
Surface: Wooden Shoe, \$13.

Sign ups are going on now for the Neadeen Masters Four Day Multi Media Seminar in January as well as the Mary Kingslan Gibilisco seminar in April of 2009.

NEADEEN MASTERS: JANUARY 22-25

COST: \$200. You may pay a deposit of \$100 when you sign up and the balance will be due the first week in January.

One Day of Each of the following, using Traditions Paint:

Watercolor

MARY KINGSLAN-GIBILISCO: APRIL 24-26

COST: \$40 PER DAY

Surfaces may be preordered and will prepared by Mary.



Friday, April 24
9:00-4:00 @ the Bank
Surface: 12 X 16
Masonite, \$8.



Saturday, April 25
9:00-4:00 @ the Bank
Surface: 8 X 10 Oval
Canvas, \$10.



Sunday, April 26
9:00-4:00 @ the Bank
Surface: 8 X 10 Masonite, \$6.

These seminars are sure to be sell-outs so contact Sharon Warren, Yellow Rose Seminar Chairman, at (972)985-4544 or skwarren1989@hotmail.com to sign up!

DON'T FORGET! YELLOW ROSE YAHOO GROUP is now open for your communication and enjoyment to share. You can ask for that salad recipe a member brought to the last meeting, learn about new classes or events...share painting ideas..post photos for members to see...all kinds of good things to explore. All Yahoo groups work the same. Ask questions of our members or give/get painting advice and share that recipe everyone wanted! Make sure you sign yourself up for the EMAIL DIGEST to get a short list of topics and who posted them consolidated into ONE email!

Join group (you must already have signed up for a free yahoo account) Visit this site:
<http://groups.yahoo.com/group/yellowrosechapter/>

Also don't forget to revisit www.artapprenticeonline.com for constantly changing articles,videos, newsletter and Just Paint it program(see AAO newsletter the Hummingbird)

I am now taking signups for the limited seating for Neadeen Masters SECOND weekend seminar "Creating the Independent Artist" ..designing your own work from photographs! She is staying over after the 4 day Multimedia sponsored by Yellow Rose...be sure to sign up soon. She may not be able to come down from British Columbia, Canada often!!Great teacher! Now is your chance to be the artist you always knew you could be.

Traditions Teacher Education Curriculum is almost closed...just a few spots left...6 days of intensive learning and growth!

Ask me for more information!
Email: art@texadian.net or call 214-563-0950
cell Doris Woodruff

--
Doris Woodruff
art@texadian.net

Yellow Rose News

NEWSLETTER EDITOR

Donna Williams

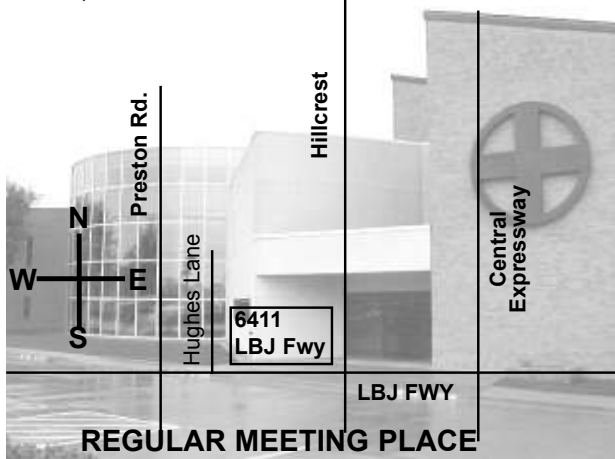
3122 Landover

Carrollton, TX 75007

King of Glory Lutheran Church

6411 Lyndon B Johnson Fwy,

Dallas, TX 75240



FIRST CLASS-DATED MATERIAL

Calendar of Events

- Aug 30 Informal Painting- 9 a.m. - 3 p.m.
1st Bank of Canyon Creek
- Oct 11 Paint-in (9-4)- Santa & Rudolph -
Acrylics - Lori Bean
King of Glory Lutheran Church
- Oct18-19 Roxanne Jarvis (9-4)
1st Bank of Canyon Creek
- Sept 13 12:30 Business Meeting
Workshop - (9-12) - Eagle
Pastels -- Linda McDonald
King of Glory Lutheran Church
- Oct 6 Board Meeting - 7 p.m. - 9 p.m.
King of Glory Lutheran Church
- Nov 8 Meeting - 12:30 p.m.
Workshop (9-12)- W/C Pencil Cards -
Sharron White
King of Glory Lutheran Church
- Dec 1 Board Meeting -
Planning Meeting (9-2) p.m.

DIRECTIONS TO FIRST BANK OF CANYON CREEK

First Bank of Canyon Creek's Community Room in Richardson is a motor bank and the Community Room in the back of the bank. The directions are exit from 75 to Arapaho going west. Stay on service road of Central Expressway going south. Turn right on Belle Grove. The building is on left--it is part of First Bank of Canyon Creek just before the Post Office.

