

Yellow Rose News

Society of Decorative Painters
Website www.yellowrosechapter.com

May 2008

Yellow Rose Chapter

Dallas, Texas



Nancy's Notes.....

Spring is in the air with all its new beginnings....trees budding, flowers peeking out and birds singing. What a wonderful time of year to paint....starting new projects, finishing up old ones, share with your painting friends and chapter.

A great big thank you to Carol-Lee Cisco for the wonderful raspberry class at the March meeting and Susan Mynyk for the great lesson on Floating. Everyone learned so much that day.

The May meeting workshop will be Donna Williams's watercolor lighthouse. This is the first time Donna has taught for the chapter, this will be a real treat you won't want to miss. Remember the "new" after meeting Programs....May's program is gold leafing. Any other ideas for future programs please let Susan know.

Don't forget that LUNCH will be available for \$5.00 between the morning workshop and the afternoon meeting and program.

Joan Ferris & Lori Bean worked hard on our 2008 membership roster....didn't they do a great job? How do you like the new format? Additions and corrections will be printed in the newsletters to be added to your roster.

You won't want to miss all the activities planned for the year: May brings our Mad Painters Tea Party. SDP Conference in Tampa is also in May. If you haven't been to a conference, you are missing out. There is no better place to paint with the "Big Brushes" and see all of the new products, books, and ideas. In June, Linda McDonald will be teaching a landscape in oils. July will be our service project along with "pizza" lunch.

The Ways & Means committee has been hard at work on items to sell at chapter marketplace at conference. Come to the May meeting and get a preview!

LET'S DO LUNCH!!

We are again providing a lunch option for you. No sign up necessary until that day. We will provide a "main dish", drinks, and of course, plates and utensils.


COST TO YOU \$5.00

We've asked for your help in supplementing the meal with desserts and salads/or whatever.

Those who signed up to help on MAY 10th are:

Salads/etc.: Paula Bailey, Sharron White, and Betty Roberts
Desserts: Barbara Revitt, Peggy Frieden, and Pat Holder

Thanks,
Linda McDonald



Roxanne Jarvis is coming to Yellow Rose in October. You won't want to miss this seminar. She has two great projects - a screen painting and painting on a shoe last. Sign up at the May meeting or call Sharron Warren for info and to sign up if you can't make the meeting.

Remember the Yellow Rose Chapter website is for you the members. Information is posted on the site between newsletters; pictures of activities are there, business cards from fellow members, the library list and much more interesting information. Check it out. If you have any suggestions please let me know or better yet use the suggestion/idea box that is at every meeting.

See you at the May meeting and May 17 at the informal paint day at the bank.

Happy Painting!

**Regularly Scheduled
meeting of the Yellow Rose Chapter of SDP
March 8, 2008**

The general meeting of the Yellow Rose Chapter was called to order at 1:00 p.m. March 8, 2008, by President, Nancy Genetti, at the King of Glory Lutheran Church, Dallas, Texas, at which a quorum was present.

Nancy Genetti called the meeting to order. Nancy presented service charms to appropriate members.

The minutes of the meeting of Yellow Rose held January 12, 2008, were reviewed and, on a motion duly made and seconded, unanimously adopted and approved as written.

Treasurers Report - Betty Roberts

Betty presented the financial report to the members and reported the following:

Checking	\$ 4,678.63
Savings	2,021.06
CD	6,219.38
Total	\$12,919.49

Budget - A review was made of the 2008 budget. Upon motion duly made and seconded, 2008 budget was unanimously adopted as presented.

Vice President - Paula Bailey

Paula presented a review of the members who had signed up for the Patricia Rawlinson seminar.

Paula also informed the members that immediately after the meeting Susan Mynyk will present a program on side-load floating.

Paula reminded everyone that Donna Williams will be teaching a watercolor piece in May. The fee for paint and paper will be \$5.00.

Membership- Joan Ferris The 2008 membership books were presented to the group and birthdays were given a big who-hoo - Peggy Frieden, Pat Jansen, Sheila L., Marie Lyons, Susan Reukema, Georgia Maggarell.

Ways and Means- Mary Harrison Mary said that the chapter would offer tee-shirts at Chapter Market Place at National. Also, the chapter is selling large flat brushes for floating to its membership

Doris Woodruff brought wood pieces to sell with the proceeds being donated to Yellow Rose.

Newsletter-Donna Williams Donna informed the mem-

bership that the deadline for the next newsletter is April 11, 2008.

Hospitality- Linda McDonald Linda said that lunch would be available for \$5.00 at the May meeting. Yellow Rose is addressing the need for food and refreshment at the meetings and this offering is being done on a trial basis.

Christmas Party - Collin Creek Country Club is the location for the 2008 Christmas party which will be held Saturday, December 6, 2008.

Seminars-Sharon Warren Sharon informed the membership that selections for the Roxanne Jarvis seminar will be available at the next meeting.

Sharon also told Yellow Rose that Mary Gibilisco and Sue Pruitt are the two seminars planned for 2009.

The members were advised that the board had approved the cancellation of the Patricia Rawlinson seminar due to insufficient registration and felt it was prudent to cancel rather than underwrite the expense.

Spring Luncheon-Rory Morgan Rory said that the fee for the spring luncheon is \$5.00 and will be held at the Bank May 17. Please sign up as it will be a lot of fun.

Sunshine-Sherida D'Ambra Sherida asked that everyone keep in mind that she is the one to send get well, birthday cards, etc and to please let her know so she can send appropriate cards.

Historian-Lee Wilder Lee asked that members send her pictures of any Yellow Rose activity for inclusion in the 2008 scrapbook.

Librarian-Jean Power Jean said that Yellow Rose has duplications of many books and patterns and these will be sold to Yellow Rose members.

Old Business-

State Fair - no one has volunteered to chair the State Fair submissions committee so there is no committee for this venture.

Nancy G. requested that each member vote for the 2009 SDP elections on the ballots included in the last Decorative Painter.

Doris Woodruff discussed the Traditions art education that is available on line to anyone and is free.

Door prizes - Lee Wilder received a door prize of Traditions paint. Susan Reukema received a door prize.

The meeting adjourned at 1:55 p.m.

Sharron White
Secretary

ITEMS SOLD AT MEETINGS

If you are bringing items for sale (ie wood, books, etc.) and are donating the proceeds to the Yellow Rose Chapter, you or someone you ask should be responsible for collecting the money and turning it over to the Ways & Means Chair, Mary Harrison.

If you are renting the table, pay the Ways & Means Chair (\$10) and collect the money yourself.

Any member may rent a table at the meeting for \$10 and sell painting related items, advertise classes, etc. Please let the Ways & Means Chair know if you are planning on having a table so arrangements can be made to have a table for you.

2008 BOARD

President Nancy Genetti

972-238-0373

ngenetti@tx.rr.com

Vice-President Paula Bailey

972-926-1994

paulabailey2003@yahoo.com

VP/Membership Joan Ferris

972-733-3924

joan.ferris@wnco.com

Co-Chair Lori Bean

214-321-8985

loribean@earthlink.net

Secretary Sharron White

469-774-4181

sharron.white@e2mpartners.com

Treasurer Betty Roberts

214-348-8885

betty_j_roberts@yahoo.com

Newsletter Donna Williams

972-492-1315

d.jwilliams@verizon.net

Parliamentarian

Seminars Sharon Warren

972-985-4544

Skwarren1989@hotmail.com

Ways & Means Mary Harrison

972-557-5277

j-mharrison@prodigy.net

Co-Chair Barbara Revitt

972-396-8087

bjrevitt12@tx.rr.com

Librarian Jean Power

972-985-8388

jp@iadvocate.com

Service Shannon Gillespie

972 494 4789

shannon@slg-glg.com

Service Ellen Rich

972-407-0021

e_rich1@swbell.net

Publicity - Marie Lyons

972-382-8035

lyonsmarie@aol.com

Historian Lee Wilder

972-690-3356

Hospitality (Christmas Party)

Linda McDonald 972-668-8693

Linda.mcdonald@yahoo.com

Facilities Peggy Frieden

972-960-7991

pjfrieden@aol.com

YOU ARE INVITED TO THE

**Yellow Rose Chapter
Madd Painter's Tea Party
Saturday May 17, 2008
11 a.m. - 3 p.m.**

**\$5.00 will include one raffle ticket
Fun, Food, Fellowship, Door Prizes, Raffle
RSVP with check
Rory Morgan or Nancy Genetti**

BRING A TEACUP TO EXCHANGE

June Paint-In Project:

Constable Country / Flatford Bridge

This is an oil painting done with the three primaries plus black and white. A wonderful painting to show the many different colors a limited palette can produce. Also explore how to use the properties of transparent and opaque paints.

Canvas size: 16 x 20

Oil paints: Ivory Black, Ultramarine Blue, Alizarin Crimson, Indian Yellow, White

Liquin or liquiglaze painting medium

Brushes: #2, 4 or 6 white bristle filberts, #4 and #10 flat sables (or synthetic)

other supplies: palette paper, odorless turp, paper towels, graphite to transfer design

If you wish to purchase paint and liquin from me a palette will cost \$3.00

Call if you have any questions about other supplies.

972-213-7888

Linda McDonald

MISSED MARCH MEETING????

I have great information and websites too lengthy to put in our newsletter about David Jansens FREE year long self-paced Online Master Dutch Floral Study including wonderful art history. This is done through **FREE** membership in traditionsartist yahoo group. If you need assistance I would be happy to help you get set up to participate. There are **FREE** videos for the entire monthly lessons. Start any time! Just call me for info. I will email you the complete explanations handed out and all the websites you DON'T want to miss! David Jansen and the Heritage artist group have gone over the top in offering you, the artist, unequalled opportunities!

Special offer for Chapter Members including our sister chapters:

I am now the Retailer for Traditions Paints and Jansenart Brushes in Texas so you budding artists out there will have quicker access to what you need. The complete set of 50 colors of true pigment paints is regularly \$237.00 but for limited time you will have a 10% discount. Total will be \$213.30

Mediums are regular price \$6.00 for large 8oz size. Email me (see contact info below) before the next meeting and I will deliver whatever you need.

Because Traditions is a new technology paint system, it has special mediums that allow it to become a Watercolor, Blend like an Oil(what David Jansen calls Global Blending without the health risks), and many upcoming new techniques with the same paint. No longer will you need to buy 300 bottles of paint that never mix what you expect. There will be a Color workshop as well as possible Traditions Art Education Modules curriculum seminar within I expect a year in Texas! I am looking for a location to teach on a regular basis because I am passionate about this wonderful new paint!

_Doris Woodruff
cell: 214-563-0950
skype: doriswoodruff
email: art@texadian.net

TRADITIONS PAINT SALE EXTENDED TO MAY MEETING DUE TO WEATHER!

Carol-Lee Cisco cisclass@flash.net, Barbara Revitt bfirman@tx.rr.com and Doris Woodruff art@texadian.net are having painting get-togethers if you are interested in painting along with David Jansen. Contact anyone of them to make further arrangements.

MAY 10th WORKSHOP

**Donna Williams
Outer Banks Lighthouse**



Come paint with me Saturday and learn new watercolor techniques. This is an **easy** piece and you will be able to practice your strokes first.

We will be painting on 140 lb. cold press watercolor paper - 9" x 12"

Brushes (your good acrylic brushes will work just fine):

- 1 inch or larger flat wash brush
- ½ inch flat (#12)
- #6 flat
- #4 round
- liner
- 1/2" rake or fan brush

If you wish to use your own watercolors, we will be using:


- | | |
|---------------------------|------------------|
| Indigo | New Gamboge |
| Permanent Rose or Cad Red | |
| Burnt Sienna | Black (optional) |

Other supplies:

- | | |
|--|---------------|
| Hairdryer | salt |
| water container | paper towels |
| Kleenex (very important!!) | |
| old transfer paper | pencil/eraser |
| Your regular assortment of brushes, etc. | |

For \$5.00 I will provide the watercolor paper (plus a practice sheet), paint, color picture, pattern and instructions. Please call (972-926-1994) or email (paulabailey2003@yahoo.com) Paula Bailey to reserve your paper, paint, etc.

If you have any questions, call me at 972-492-1315 or email d.jwilliams@verizon.net. I look forward to giving you another medium to love!



To transfer this pattern to your watercolor paper, line up the bottom and left side of your printed pattern with the bottom and left side of your watercolor paper. You may use a light table or transfer paper, just keep your lines light.

If you wish, you may bring a piece of cardboard a couple inches larger than the watercolor paper and masking tape. This could be used for added support, but is not necessary.

You may also bring a foam or paper plate or meat tray in case you want a larger area to mix your paint. (I will give you a foam plate with your paints.)

UPDATED 2008 DIRECTORY INFORMATION

--Lori Bean

There have been several updates/changes to our schedule since we put out the 2008 Directory in our improved format. It's now easy for you to print out those specific pages that have changed and replace them, so your directory will be current!

Go to the Yellow Rose website at www.yellowrosechapter.com and click on the "Membership Info" button. There you will find an updated Directory document. Reprint pages 2, 3, 6 and 8 which includes changes/additions to the Calendar, a change to the teacher/project schedule for September and January and new information/photos about our October seminar with Roxanne Jarvis.

Note: We can't post the entire directory on the website, as it contains personal address and phone numbers for our members. What's posted is only the 'general' directory information about our calendar and projects for the year.

If you haven't yet gotten your 2008 Directory ... it's because we haven't seen you lately! We will be mailing them by the end of the month.

Thanks,
Lori 214-905-4710

WEBSITE NEWS

--Nancy Genetti ngenetti@tx.rr.com

Check out the website.....usually new pictures from our activities. Also, there could be some interesting member business cards. Did you know that the library list is on the web? In case you misplace your newsletter, the Yellow Rose schedule is on the web.....what, when and where. This website is for you the members and I would like to add information that is of interest to you. Have you painted something lately that is unusual, you are really proud of, something from a seminar, a new memory box? Let's see them. Send me a picture to post. ngenetti@tx.rr.com Also, don't forget to click "Artist Club" on the home page or the links page if you are ordering from Artist Club. The chapter gets a percentage of your order. What fun, chapter gets paid for you to shop.

YELLOW ROSE BOOK SALE

Yellow Rose is selling a surplus of books and painting patterns that we have been storing in our library. All proceeds will go to the Yellow Rose Chapter. Make sure that you attend out May meeting to take advantage of these bargains!!

YELLOW ROSE CHAPTER MEMBERSHIP APPLICATION 2008

Date _____

Name _____ New Member _____ Renewal _____ Ck # _____

Address _____ Your Birthday _____ / _____
Mo/Day

City _____ State _____ Zip _____ Member of another Chapter? Y N

Home Telephone () _____ Work Telephone () _____ Chapter name: _____

Email Address _____ Newsletter via e-mail yes \ no

2006 National Membership Number _____

(Please attach a photo-copy of your National membership card or bring to the next meeting.)

Yellow Rose Membership requires membership in the National Society of Decorative Painters.

YELLOW ROSE DUES ARE \$20.00, annually (January to December). (After July, half year, new-member-only dues are \$10.00.)

Please make out a check for Chapter dues to: Yellow Rose Chapter and bring to the next meeting or mail to: Joan Ferris; VP-Membership, 16926 Davenport Court, Dallas TX 75248, 972-733-3924.

I would like to volunteer to with a committee: Sunshine (cards), Signin Table at Meetings, Greeter, Ways & Means, Newsletter, Hospitality, Christmas Party, Website, Seminars, Service Project, Publicity, Historian, Librarian, Facilities Coordinator, Parliamentarian, Other _____


UPCOMING YELLOW ROSE SEMINARS!!!!!!

Sharon Warren - Seminar Chair

skwarren1989@hotmail.com or by phone, (972)985-4544

ROXANNE JARVIS

October 18 & 19 (Saturday and Sunday only) Projects:



Saturday's project: "Garden Keep" A great learning project painted on one of Roxanne's framed screens. Surface must be preordered and will be around \$25.

Sunday's project is called, "To All A Good Night" and is painted on a wooden shoe. These will also need to be preordered and should run around \$14.



SIGN UPS WILL BEGIN IN MAY....Mark your calendars!

PAINTING TIPS

- contributed by Barbara Firman-Revitt

A way to add to your finished watercolor painting:

Step 1: First, lay a piece of tracing paper over the section of the painting where you want to make an addition. Next, simply draw the desired shape over that spot so you'll be sure it fits nicely into the space.

Step 2: Remove the tracing paper from the painting and tape it to a scrap piece of cardboard.

Step 3: Place a piece of see-through acetate or plastic (any color) on top of the drawing and then use a sharp knife to cut the shape out of the plastic-creating your new stencil.

Step 4: Position the stencil firmly in place on the painting (either by taping or holding it tight) and using a slightly dampened, fine-textured cosmetic sponge, carefully dab the open areas of the stencil.

Step 5: Wait a few seconds to allow the dampness to penetrate the watercolor paint, and then quickly rub the dampened area with a tissue to remove all or most of the paint from within the stencil shape. Repeat the process as necessary until you've removed enough paint to add color to the area. If the edge of the shape is too hard, try softening it with a wash of clear water.

Although staining pigment will leave a hint of color that can't be removed completely, you can usually cover the area by repainting it.

Step 6: Remove the plastic stencil from your paper and simply paint in the figure. And voila, you've successfully added forgotten elements to your painting while retaining your transparent colors.

Practice this procedure first on a discarded painting or scrap of paper before attempting it on a finished painting.

Yellow Rose News

NEWSLETTER EDITOR

Donna Williams

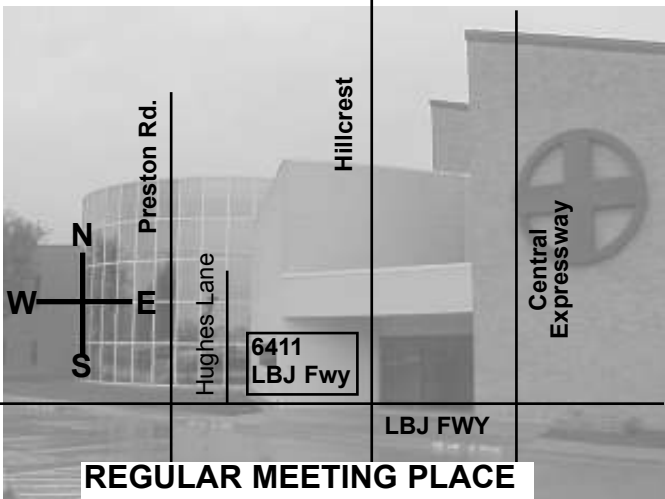
3122 Landover

Carrollton, TX 75007

King of Glory Lutheran Church

6411 Lyndon B Johnson Fwy,

Dallas, TX 75240



FIRST CLASS-DATED MATERIAL

Calendar of Events

- May 10** Workshop - (9-12) - Outer Banks
 Lighthouse - Watercolor - Donna Williams
 King of Glory Lutheran Church
 12:30 Business Meeting
- May 17** Spring Luncheon- 11 a.m. - 3 p.m.
 Location: 1st Bank of Canyon Creek
- June 2** Board Meeting - 7 p.m. - 9 p.m.
 King of Glory Lutheran Church
- June 14** Paint-In (9-4) - Stratford on Avon -
 Oils - Linda McDonald
 King of Glory Lutheran Church
- June 28** Informal Painting- 9 a.m. - 3 p.m.
 Location: 1st Bank of Canyon Creek
- July 12** Meeting - 12:30 p.m.
 Service Project (9-12)
 King of Glory Lutheran Church
- July 19** Informal Painting- 9 a.m. - 3 p.m.
 Location: 1st Bank of Canyon Creek

DIRECTIONS TO FIRST BANK OF CANYON CREEK

First Bank of Canyon Creek's Community Room in Richardson is a motor bank and the Community Room in the back of the bank. The directions are exit from 75 to Arapaho going west. Stay on service road of Central Expressway going south. Turn right on Belle Grove. The building is on left--it is part of First Bank of Canyon Creek just before the Post Office.

