

# Yellow Rose News

Society of Decorative Painters  
Website [www.yellowrosechapter.com](http://www.yellowrosechapter.com)

July 2008

Yellow Rose Chapter

Dallas, Texas



Nancy's Notes.....

Summer is upon us! Record breaking temperatures, even though we haven't hit 100 degrees as of this writing! Time to stay indoors, keep cool and what else? Paint!

We had a wonderful June paint-in with Linda McDonald. We painted a landscape with primary colors plus black & white, what a learning experience.

At the May meeting Donna Williams taught her first Yellow Rose Class and what a great job she did! Most everyone finished their lighthouses and they were wonderful. In the afternoon Susan Mynyk show how to use gold leafing....great addition to your paintings.

The July meeting is traditionally our Service Project month. This year we will be painting Treasure Boxes and Memory Boxes. See articles in the newsletter about the paint-in and also about Treasure Boxes and Memory Boxes. **PIZZA IS BEING SERVED!!!** If you would care to bring a salad or desert to go with it, it would be greatly appreciated.

SDP Conference is behind us....all those that attended bring items to show and tell....class pieces, new books, new packets, SDP sale items, etc. Now is the time to plan for Conference in Peoria! It is close enough to comfortably drive to.

The Chapter Marketplace in Tampa was a success. We sold a lot of merchandise but still have plenty for our members. It will be on display at the July meeting. The Chapter marketplace at Conference is always a lot of fun and many attendees look forward to seeing what we have!

Don't forget the Roxanne Jarvis seminar in October. If you haven't already signed up call Sharon Warren to do so. You will not be sorry. Roxanne is a lovely person, painter and teacher. One conversation with her and you feel like you have a friend for life. She is teaching us to paint on a screen and a shoe last. Both are specialties of hers.

## JULY MEETING - A VERY SPECIAL DAY - SERVICE PROJECT DAY



Please come to our July meeting. It is our Service Project day, the one day we paint for others less fortunate than us. We will be painting memory boxes and treasure boxes....if you have any unpainted memory boxes, please bring them as our wholesale seller is not available anymore. The treasure boxes are photo boxes you can purchase at Michael's or Hobby Lobby. Service Boxes make wonderful Treasure Boxes once they are base coated. The chapter will have some boxes available for both Treasure boxes & Memory Boxes.



**Judy Fender** will be teaching her roses (left) on a memory box or you can paint boxes as you please. We will have the memory box binder of designs at the meeting, along with some designs for Treasure Boxes.

**The Chapter will be providing pizza for lunch.** Come join us for a fun day of painting and know you are helping bring a small amount of cheer to others.



**Regularly Scheduled  
meeting of the Yellow Rose Chapter of SDP  
May 10, 2008**

A general meeting of the Yellow Rose Chapter was called to order at 12:38 p.m., by President Nancy Genetti, at the King of Glory Lutheran Church, Dallas, Texas, at which a quorum was present.

The minutes of the meeting of Yellow Rose held March 8, 2008, were reviewed and, on a motion made and seconded, unanimously adopted and approved as written.

**Treasurers Report - Betty Roberts**

Betty reported the following financial report to the members:

Checking	\$ 3,820.09
Savings	2,022.44
CD	6,219.38
Total	\$12,061.91

Nancy reminded the chapter that in order to keep the chapter solvent it would have to continue having fund raising events.

**Vice President - Paula Bailey**

Paula Bailey stated that the posters for the 2008 paint-ins and workshops were in the back of the room for member's perusal. She stated that she would be taking names and collecting money for the June paint-in (Linda McDonald Stratford on the Avon) after the meeting. She further stated that members can sign up with her up until the time of the June 14 paint-in. Send your \$10 check prior to the paint-in, made out to Yellow Rose, to Paula at her address listed in the membership directory. Linda McDonald stated that the members are to provide their own 16 x 20 canvas. She will use 5 oil colors and, there will be a \$5 palette fee (to be paid at the meeting).

Paula stated that the program that was planned for July has been cancelled; however, Doris Woodruff volunteered to demonstrate the crackle application.

**Membership - Joan Ferris**

Joan stated that those directories that were not retrieved at the last meeting have been mailed. There is a link on the Yellow Rose website to make any changes to your information, other than name and address.

**Ways and Means - Mary Harrison**

Mary reported that the chapter earned \$24 on today's raffle.

Mary showed the members the brushes, memo pads, tee shirts, lanyards and crocheted pouches that the chapter will have for sale at the market place at convention.

**Cruise - Rory Morgan**

Rory stated that the chapter made \$1,180 on the cruise. She stated that there are some pictures on the web page and asked

that people email their photos to Nancy Genetti so they also be placed on the web.

The cruise committee has been working on the 2010 cruise and it appears that the February 7 date is the best. She stated that committee will soon be taking applications from teachers who are interested in teaching on the cruise.

**Newsletter - Donna Williams**

The newsletter deadline is June 12, 2008.

Donna reminded members to always reply to the person sending emails through Donna, rather than her.

**Hospitality - Linda McDonald**

Nancy thanked Donna for a wonderful watercolor workshop. Thanks were also extended to Linda McDonald for coordinating the wonderful lunch being served.

There is no lunch scheduled for the June paint-in so it was suggested that members bring their own lunch because the paint-in is all day and there isn't enough time for people to go out to eat.

Linda stated that the chapter will provide pizza at the June service project workshop and asked that members bring salads and desserts.

When lunch is provided there is a \$5 fee to be paid when you get in line to get your food. The chapter brought in \$113 from the May luncheon.

Linda said that there is a Christmas Party committee meeting planned at Linda's after the May 17 Spring Luncheon. Linda know if you are interested in being on the committee.

Nancy reminded people about the donation box in the back of the room and reported that thus far \$42 has been collected toward the Christmas party.

**Seminars - Sharon Warren**

Sharon reported that the Roxanne Jarvis seminar will be a day plus surface fee (Saturday and Sunday). Sign up at the seminar table after the meeting today.

Doris made a motion to allow members to pay ½ of the seminar fee when they sign up and pay the remainder prior to the seminar. After further discussion Doris withdrew her motion and members asked the Board to get guidelines written regarding fees and to let the membership know the results.

Doris Woodruff announced that Nadene Masters will be conducting a 5-day multi media seminar in January at Yellow Rose and if outsiders want to be involved they will have to join the chapter to attend. Nadene will stay for additional days after the multi-media seminar to conduct a Tradition Creating Individual Artist seminar (Doris is sponsoring the event).

Remember that the Yellow Rose Chapter website is where to look for everything (almost!) pertaining to the chapter. If you misplace your newsletter, it is on the site. Any news between newsletters will usually be posted, along with pictures, our library list, business cards from members---check out to see what other things our members may be doing--, Cruise information when have details worked out, etc.

Don't forget there is an informal painting at the bank on June 28 from 9-3.

We will continue to have a suggestion/idea box at every meeting. Please use it and give us your input.

Happy Painting! See you at the July meeting.  
Nancy

## DECORATIVE PAINTING CRUISE - 2010



The Yellow Rose Chapter of SDP, Dallas, Texas is in the planning stages for hosting a seven-day painting cruise on the Royal Caribbean - Voyager of the Seas departing from Galveston, TX on

January 24th, 2010. Ports: Roatan, Honduras, Costa Maya and Cozumel, Mexico. **MORE INFORMATION TO COME** - please watch our website [www:yellowrosechapter.com](http://www.yellowrosechapter.com) for updates on cruise and classes.

Are you interested in teaching a class, please request information from the Cruise Committee Chair.

Contact - Rory Morgan, Cruise Committee Chair, (email - rorylm@earthlink.net),  
Address: 20A Rhea Mills CR., Prosper, TX 75078

## CONFERENCE SHOW AND TELL

If you attended conference, bring anything you think might interest members who were unable to attend. Class pieces (finished or not), make-it take-it projects, SDP sales items, new books, DVDs, packets you may have purchased, campaigning items, certification boards you may have submitted, pictures you took, etc.

Even those that went to conference will see things they didn't get to see.

## Service Project - Ellen Rich

Ellen announced that members will be painting memory boxes and treasure boxes at the July Service Project Day. Treasure boxes are being promoted by SDP and they are photo boxes. Members were asked to provide their own photo boxes and to purchase memory boxes, if found on sale, and if they don't want to donate the boxes to the chapter, Yellow Rose will reimburse the member for their expenditure. Judy Ferrell has volunteered to do a rose box for the Service Project class. Treasure boxes are given to children at Shriner Hospitals.

## Spring Luncheon - Rory Morgan

The Spring Luncheon is May 17 at 11:00 a.m. at the bank. Bring a tea cup to exchange. Thus far there 20-25 people have signed up. Paula challenged members to bring at least one guest to the party.

## New Product Evaluator - Susan Mynyk

No new products to demo for the coming months. Let Susan know if you see anything of interest at the convention so she can pursue upcoming new products demonstrations.

## Sunshine - Sherida D'Ambra

Let Sherida know of cards she needs to send. Today is Sherida's birthday and May 12 is Doris Woodruff's.

Sherida announced that there is a box at the back of the room for contributions to Nancy's expenditures for running for Vice President/President Elect of SDP.

## Publicity - Marie Lyons

Marie requested that members inform her of any upcoming seminars that she may have missed when putting together the publicity information book.

## Historian - Lee Wilder

No report.

## Librarian - Jean Powers

There is a sale in the back of the room, duplicate magazine books, etc. Everything is marked from \$0 - \$5 so buy to help so the library can be cleared out.

## Old Business

Carol Lee asked if anyone accidentally got away with some of her baskets from the Raspberry workshop. If so, let her know.

## New Business

There was no new business to bring before the members.

## Announcements

Ellen Rich attended a Rebecca Baer Seminar and was asked to provide an article for the newsletter. Members were asked to bring show-and-tell items, or provide an article for the newsletter, from any outside seminar that they attend.

The meeting was adjourned at 1:30 p.m.

**Sharron White--Secretary**

## YELLOW ROSE SPRING LUNCHEON



Jean Power



Rory Morgan



Barbara Firman

The Yellow Rose Spring Luncheon - "The Mad Hatter Tea Party" was held on May 17th, 2008 at the bank community room in Richardson, TX. There were 26 members who attended. The buffet menu consisted of ham, turkey, and assorted cheeses for sandwiches, tossed salad, pasta salad, assorted trays of fruit, vegetables and relishes. The dessert was a layer cake and cookies, with of course, a hot and cold assorted variety of teas. The three raffle items raised over one hundred dollars. The winners were: Barbara Adams - A bowl painted by Marge Bode with fruit on it and a bath spa assortment package, Nancy Genetti - the basket filled with a

variety of painting supplies and goodies, Judy Fender - the basket filled with assorted tea items made up by Peggy Frieden. The table centerpieces were color teapots with a potted flower in each and these were given away all during the luncheon as a drawing. There was also a teacup exchange game. I want to thank my committee for a great job - well done (Nancy Genetti, Barbara Firman, Betty Roberts, Ellen Rich, Marge Bode, Marie Lyons, Linda McDonald, and Joan Sahl and all of those who help us setup before and then cleanup after the party. It was a nice social time enjoyed by all.

Rory Morgan

If you missed the tea you missed a great time for visiting with members we haven't seen in a long time, and having time to just talk with those who do come to meetings. The food was spectacular, (thanks to Joan Sahl for the Scandinavian cookies, and whomever brought the chocolate for dipping strawberries-I could have lived on those alone,).

Remember you have a full year to wander through antique malls and look for another tea cup. Some will be expensive, but keep looking, there are always some that are cute and reasonable. I collect the old ones and display them in a glass cabinet. It also is a great excuse to have lunch out. I usually go to Montgomery Street Mall, (they may have a new chef as the food was perfect and filling this time,) or the Arlington Moore's Antiques, (which has a Rose Garden Tea Room,) and Dallas is bound to have lots of them.

Then, remember to be looking for a fancy hat. I found one in the antique store, but you may want to make it yourself. Many, many thanks to the committee for their hard work and a wonderful day out. Now I feel like Spring is officially here.

---Connie Alexander

## PAINT BRUSH PINS



You still have time to get your own Yellow Rose paint brush pin. They will be on sale at the July meeting for only \$5.00 each!

## PAINTING TIPS – SUBMITTED BY BARBARA REVITT

- Use the scanner, and scan patterns into the computer. This saves the patterns, in case something happens to the original, also if you want to change colors or the design slightly, send the pattern to MS paint or any other drawing program you have and fill in with the new colors or change it slightly, and get an idea of how it will look before putting all the work into painting it. You can also resize a pattern if you need to.
- If you have a lot of books, arrange them by subject in those plastic magazine holders you can buy very inexpensive at Walmart. Put labels on the front, group things by general subjects for examples Christmas, flowers etc. No more searching for your favorite book.
- More on organization; I keep one years worth of the magazines I subscribe to and at the end of the year – and yes, the Decorative Painter too – I go through those magazines, cut out what I think I would like to paint or teach, put the directions with a copy of the pattern, into a plastic sleeve and file it in a binder marked accordingly, Christmas, flowers, children tips, ideas, whatever. That way I can usually put my hands right on what I want.

### 2008 BOARD

**President Nancy Genetti**

972-238-0373

ngenetti@tx.rr.com

**Vice-President Paula Bailey**

972-926-1994

paulabailey2003@yahoo.com

**VP/Membership Joan Ferris**

972-733-3924

joan.ferris@wnco.com

**Co-Chair Lori Bean**

214-321-8985

loribean@earthlink.net

**Secretary Sharron White**

469-774-4181

sharron.white@e2mpartners.com

**Treasurer Betty Roberts**

214-348-8885

betty\_j\_roberts@yahoo.com

**Newsletter Donna Williams**

972-492-1315

d.jwilliams@verizon.net

**Parliamentarian**

**Seminars Sharon Warren**

972-985-4544

Skwarren1989@hotmail.com

**Ways & Means Mary Harrison**

972-557-5277

j-mharrison@prodigy.net

**Co-Chair Barbara Revitt**

972-396-8087

bjrevitt12@tx.rr.com

**Librarian Jean Power**

972-985-8388

jp@iadvocate.com

**Service Shannon Gillespie**

972 494 4789

shannon@slg-glg.com

**Service Ellen Rich**

972-407-0021

e\_rich1@swbell.net

**Publicity - Marie Lyons**

972-382-8035

lyonsmarie@aol.com

**Historian Lee Wilder**

972-690-3356

**Hospitality (Christmas Party)**

**Linda McDonald** 972-668-8693

Linda.mcdonald@yahoo.com

**Facilities Peggy Frieden**

972-960-7991

pjfrieden@aol.com 2008 SDP

## Conference--Tampa, Florida

WOW!! What a wonderful time was had by all. Meeting painting classes, trade show, food, fun, and laughter. If you were unable to attend, you missed a great time. Plan to be there for the 2009 convention/conference in Peoria. There should be a lot of fun too. Not only do you become better acquainted with your painting buddies, you meet tons of more people with the same passion and get to take classes with the artists you have been admiring. There is so much excitement on the trade show floor and with all of the new products, old and new, big brush painters manning the booths with demonstrations and hints abounding it's hard to take it all in.

The annual meeting was exciting. Nancy Genetti was elected to serve as the National Vice President/President Elect for next year. Those Yellow Rose artists who submitted their boards for certification were disappointed that they didn't earn their CDA or MDA, but were excited to receive their critiques and hope to do better next year. David Jansen/Traditions received the Best New Product of the Year award.

The Chapters Gathering meeting was well attended and quite informative. After a wonderful welcome and breakfast the program consisted of great tips for a successful chapter. The topics that were discussed were chapter teamwork, chapter leadership, communication, fun chapter programs, painting and the code of ethics for affiliated chapters. We learned that a lack of teamwork is blamed for a wide variety of everyday chapter dilemmas and how to achieve the type of teamwork necessary to obtain the goals set by the chapter. Teamwork really is all about listening, discussing, questioning, persuading, respecting, helping, sharing, participating and communication.

Communication was an interesting discussion with ideas on how to get new members informed and involved, frequently asked questions, scholarships, free online promotion for your chapter, fill me in form, interest locator, best SDP jewel and SDP contacts.

The fun chapter program discussion consisted of ideas on how to keep it fun and keep them coming to meetings, how to boost your chapter spirit and how to combine fun programs and fundraising.

After the business meeting participants painted a beautiful rose on a star taught by Doxie Keller.

Paula Bailey

Vice President/President Elect

Yellow Rose Chapter

Dear Chapter Members

I would like to thank each and every one of you who voted and campaigned for me to become SDP's new Vice President, President Elect. I won the election in Tampa and am thrilled to take on this new challenge. I will do the best job I can. If any of you have any suggestions, ideas, complaints, compliments, etc. let me know and I will bring them to the board. I cannot promise all results will be to your liking, but you will be heard.



Marie Lyons campaigning in Tampa!

Thank you also to those that have offered help both at the National level and the chapter level. I surely don't plan on stepping down as President and will continue the job to the best of abilities, I just might need a little help from you the members!

Hope many of you can attend the Peoria Convention next year when I am installed as president of SDP. An awesome thought to be among 36 other great ladies who have been president.

Nancy Genetti



Jean Power and Sharon Warren

### "Tin Tree with Cardinals"

Acrylic Class Taught by Sharon Warren

August 9, 2008

9:00-4:00, at the Church

- |                        |                  |
|------------------------|------------------|
| Palette: Delta Paints  | Brown Iron Oxide |
| Mocha Brown            | Black Green      |
| English Yew            | Dark Burnt Umber |
| Light Ivory            | Moroccan Red     |
| Light Timberline Green | Leaf Green       |
| Pigskin                | Chocolate Cherry |
| Black                  | Opaque Yellow    |
| Flesh Tan              | Burnt Sienna     |
| Cinnamon               | Poppy Orange     |
| Antique White          | Mudstone         |
| White                  |                  |



NOTE: There are several sizes of trees available, a will work. Mine is from Della & Company and is 14" but it came in a set of 3.

Supplies: Regular painting supplies. Make sure you have a fine liner

Preparation Before Class:

1. Sand lightly.
2. Apply metal primer of choice
3. When dry, paint the entire tree with Black Green
4. Trace on pattern leaving off details
5. Basecoat the following:

- Holly Leaves: English Yew
- Wild Roses: Lt Ivory + Touch of black
- Oval: Sky to Horizon: Flesh Tan (cover completely)  
Below Horizon: Antique White
- Cardinal: Moroccan Red
- Mask: Black
- Beak: Mocha Brown + Pigskin (could use Golden Brown)

SURFACE: Tin Tree available at:  
[www.dellaandcompany.com](http://www.dellaandcompany.com)  
[www.paintersparadise.com](http://www.paintersparadise.com)  
[www.catalinacottage.com](http://www.catalinacottage.com)

## SEPTEMBER MEETING MORNING WORKSHOP

Change...Change....Change....Change

Nancy will be teaching her Daisy Coasters on September 13 and Linda McDonald will teach her eagle in pastels at the January 2009 meeting.

You may choose to do 4 or 6 coasters plus the box top. You pick the colors. If you purchase a palette I will have the paints for the 7 flowers shown. Should you desire a different color, bring a mid value, shading & highlighting values of the color. These are easy and a lot of fun...we should finish in class! More information will follow in the next newsletter.

If you would like to order coasters to be delivered at the August 9 paint-in you will need to order them at the July meeting. **If you cannot come to the meeting and would like to order coasters please send a check to Paula Bailey by July 17.**



Color list, prep instructions etc will be in the September newsletter.

- Morning Workshop - no class fee
- Coaster Box with 4 coasters - \$12.00
- Coaster Box with 6 coasters - \$14.00
- Packet with color enlargement - \$3.00
- Palette fee, if desired - \$3.00



Want to give a smile to a chronically ill child? Join SDP's Treasure Boxes for Kids program.

The object of the program is to create hand painted "treasure boxes" for youth less than 18 years old who are receiving care at Shriners Hospitals for Children. These young patients are often given small gifts to divert their attention from their pain. Treasure Boxes are containers the youngsters can use to store their toys and take them home.

This caring endeavor was created in early 2006 by "Ladybird" Jan McCraw. The SDP board approved Treasure Boxes for Kids as an official SDP program in March 2006.



The Shriners of North America supports Shriners Hospitals for Children, a world-class network of 22 pediatric specialty hospitals located throughout the United States, Canada and Mexico. Since 1922, Shriners Hospitals have significantly improved the lives of over 800,000 children without ever asking for payment of any kind. SDP's Treasure Box program is providing hand painted treasure boxes to these hospitals.

All SDP members are invited to join in the fun and aid this worthy cause. The process is simple. Treasure boxes should be able to fit into the drawer in a hospital bedside table. Shoe boxes, craft or photo storage boxes, (available at craft stores), are perfect for this project. The boxes should be painted with a design appropriate for a child up to 18 years of age. Boxes are needed for both boys and girls.

### MEMORY BOXES

Memory boxes are painted for parents who lose a baby. They are given to the parents to take home memorabilia from the hospital, the id bracelet, caps, birth certificate, etc.

FOR INFORMATION ON MEMORY BOXES, VISIT [www.memoryboxes.org](http://www.memoryboxes.org)

## MEMBER NEWS




**CONGRATULATIONS** to Susan Mynyk!

Susan's **FIRST** pattern packet has been published. If you go to this web page (New patterns) and click on page 2...halfway down the page is her packet

<http://www.dellaandcompany.com/products.php?cat=21>

Check it out!



**June 10**  
**July 1**  
**July 17**  
**July 28**

**Rory Morgan**  
**Shannon Gillespie**  
**Joan Sahl**  
**Linda McDonald**

### Spring Green Salad -- Marge Bode

**Dressing**

- 1 cup vegetable oil
- 3/4 cup sugar
- 1/3 cup cider vinegar
- 1 T. grated onion
- 1 t. dry mustard
- 1/2 t. salt
- 2 T. Honey
- 1 t. minced garlic
- dash of pepper

**Shake well before you pour over:**

- 1 bag of Spring greens
- Dried cranberries
- Blue Cheese, crumbled
- Walnuts, pecans, or cashews chopped
- 1 chopped Green Apple (Granny Smith)
- Sliced Red Onion

### YELLOW ROSE CHAPTER MEMBERSHIP APPLICATION 2008

Date \_\_\_\_\_

Name \_\_\_\_\_ New Member \_\_\_\_\_ Renewal \_\_\_\_\_ Ck # \_\_\_\_\_

Address \_\_\_\_\_ Your Birthday \_\_\_\_\_ / \_\_\_\_\_  
Mo/Day

City \_\_\_\_\_ State \_\_\_\_\_ Zip \_\_\_\_\_ Member of another Chapter? Y N

Home Telephone ( ) \_\_\_\_\_ Work Telephone ( ) \_\_\_\_\_ Chapter name: \_\_\_\_\_

Email Address \_\_\_\_\_ Newsletter via e-mail  yes \  no

2006 National Membership Number \_\_\_\_\_

(Please attach a photo-copy of your National membership card or bring to the next meeting.)

*Yellow Rose Membership requires membership in the National Society of Decorative Painters.*

**YELLOW ROSE DUES ARE \$20.00, annually (January to December). (After July, half year, new-member-only dues are \$10.00)**

Please make out a check for Chapter dues to: Yellow Rose Chapter and bring to the next meeting or mail to: Joan Ferris; VP Membership, 16926 Davenport Court, Dallas TX 75248, 972-733-3924.

I would like to volunteer to with a committee:  Sunshine (cards),  Signin Table at Meetings,  Greeter,  Ways & Means,  Newsletter,  Hospitality,  Christmas Party,  Website,  Seminars,  Service Project,  Publicity,  Historian,  Librarian,  Facilities Coordinator,  Parliamentarian, Other \_\_\_\_\_

## UPCOMING YELLOW ROSE SEMINARS!!!!!!


**Sharon Warren - Seminar Chair**

skwarren1989@hotmail.com or by phone, (972)985-4544

### SPONSORED BY THE YELLOW ROSE CHAPTER, DALLAS

**Saturday, October 18, 2009, 9:00-4:00, King of Glory Lutheran Church**

**Sunday, October 19, 2009, 9:00-4:00, First Bank of Canyon Creek, Richardson**



**SATURDAY: "Garden Keep"**  
Screen

Class Fee: \$35.

Surface: \$26.

NOTE: This surface must be ordered from Roxanne. She does not allow students to bring their own screens due to significant problems she has had in the past with that.



**SUNDAY: "To All A Goodnight"**

Class Fee \$35.

Surface: \$13.

To Sign Up, Contact Sharon Warren, Yellow Rose Seminar Chair at (972)985-4544 or e-mail skwarren1989@hotmail.com

If you have never painted with Roxanne, then you are in for a treat! She brings a contagious enthusiasm to painting as well as everything she does! I have had the privilege enjoying several animated telephone conversations with her as well as meeting her face to face at the convention in Tampa. The result? I feel as though I have known her forever and have truly made a new friend. Her seminar in October promises to be full of her joy and love for painting and, I promise, you'll feel as though you've known her forever!

# Yellow Rose News

NEWSLETTER EDITOR

Donna Williams

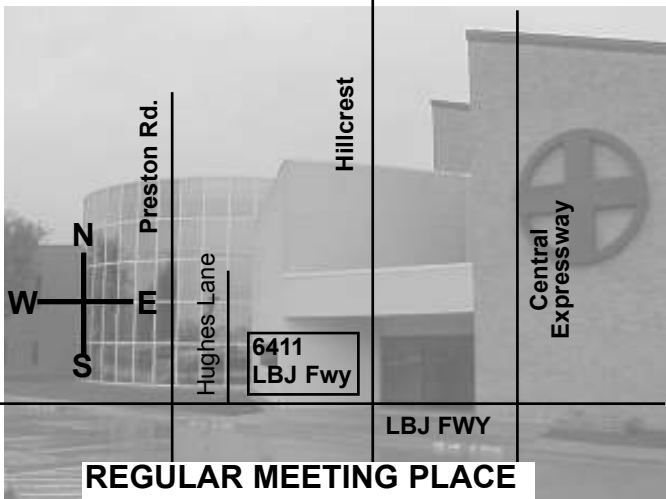
3122 Landover

Carrollton, TX 75007

King of Glory Lutheran Church

6411 Lyndon B Johnson Fwy,

Dallas, TX 75240



**FIRST CLASS-DATED MATERIAL**

## Calendar of Events

- June 28 Informal Painting- 9 a.m. - 3 p.m.**  
Location: 1st Bank of Canyon Creek
- July 12 Meeting - 12:30 p.m.**  
Service Project (9-12)  
Roses with Judy Fender  
King of Glory Lutheran Church
- July 19 Informal Painting- 9 a.m. - 3 p.m.**  
Location: 1st Bank of Canyon Creek
- Aug 4 Board Meeting - 7 p.m. - 9 p.m.**  
King of Glory Lutheran Church
- Aug 9 Paint-In (9-4) - Tin Christmas Tree - Acrylics -- Sharon Warren**  
King of Glory Lutheran Church
- Sept 13 12:30 Business Meeting**  
Workshop - (9-12) - Eagle  
Pastels -- Linda McDonald  
King of Glory Lutheran Church
- Oct 6 Board Meeting - 7 p.m. - 9 p.m.**  
King of Glory Lutheran Church

## DIRECTIONS TO FIRST BANK OF CANYON CREEK

First Bank of Canyon Creek's Community Room in Richardson is a motor bank and the Community Room in the back of the bank. The directions are exit from 75 to Arapaho going west. Stay on service road of Central Expressway going south. Turn right on Belle Grove. The building is on left--it is part of First Bank of Canyon Creek just before the Post Office.

